

# Ocean City

## Capital Plan

### 2019 – 2023





# Year in Review

## 2018



# Projects Completed in 2018

# 2017 Drainage Improvements, Road and Alley Reconstruction - Project 1

## Fourth Ward





# 2017 Bulkhead Replacement

## Tennessee Ave, Cayman Harbor and Alder Lane Bulkheads Third & Fourth Wards



# 2017 Bulkhead Replacement

## 21<sup>st</sup> St, Marcus Harbor and Tonga Harbor

### Third Ward





# 2017 Bulkhead Replacement

## 2<sup>nd</sup> Street, 13<sup>th</sup> and 18<sup>th</sup> Street

### First and Third Wards



# Back Bay Dredging

All Four Wards

\$4,454,000 Grant





# Back Bay Dredging

## All Four Wards





# Back Bay Dredging

## All Four Wards






# Back Bay Dredging

## All Four Wards



# Back Bay Dredging

## All Four Wards





# Beach Outfalls

## 3<sup>rd</sup> and 9<sup>th</sup> Street Outfalls First and Second Ward



## 12<sup>th</sup> and 13<sup>th</sup> Street Outfalls Third Ward



# Playground Improvements North Street and 8<sup>th</sup> Street





# North Street Playground Restrooms



# 9<sup>th</sup> Street Corridor Land Acquisition

## Second Ward

\$475,000 County Grant





# City Hall Stabilization and Front Steps Repair

\$200,000 County Grant



Year in Review 2018 - Completed


# Carey Field LED Light Replacement





# Downtown Streetscapes

8<sup>th</sup>, 10<sup>th</sup> Streets and Memorial Alley (next to City Hall)



# Community Center Cooling Tower & Vestibules





# Humane Society HVAC & Siding



# 6<sup>th</sup> Street Firehouse Boiler





# New Ladder Truck at Fire HQ



# Street End Improvement Projects

## 6<sup>th</sup> Street





# Boardwalk Reconstruction

## 10<sup>th</sup> to 12<sup>th</sup> Streets



# U.S. Life Saving Station No. 30

Phase 3

\$143,000 Grant

## Ocean City Life Saving Station

This Historic Site is Being

# **PRESERVED**

with a Matching Grant through the

**Garden State Historic Preservation Trust Fund**



Department of Community Affairs  
State of New Jersey

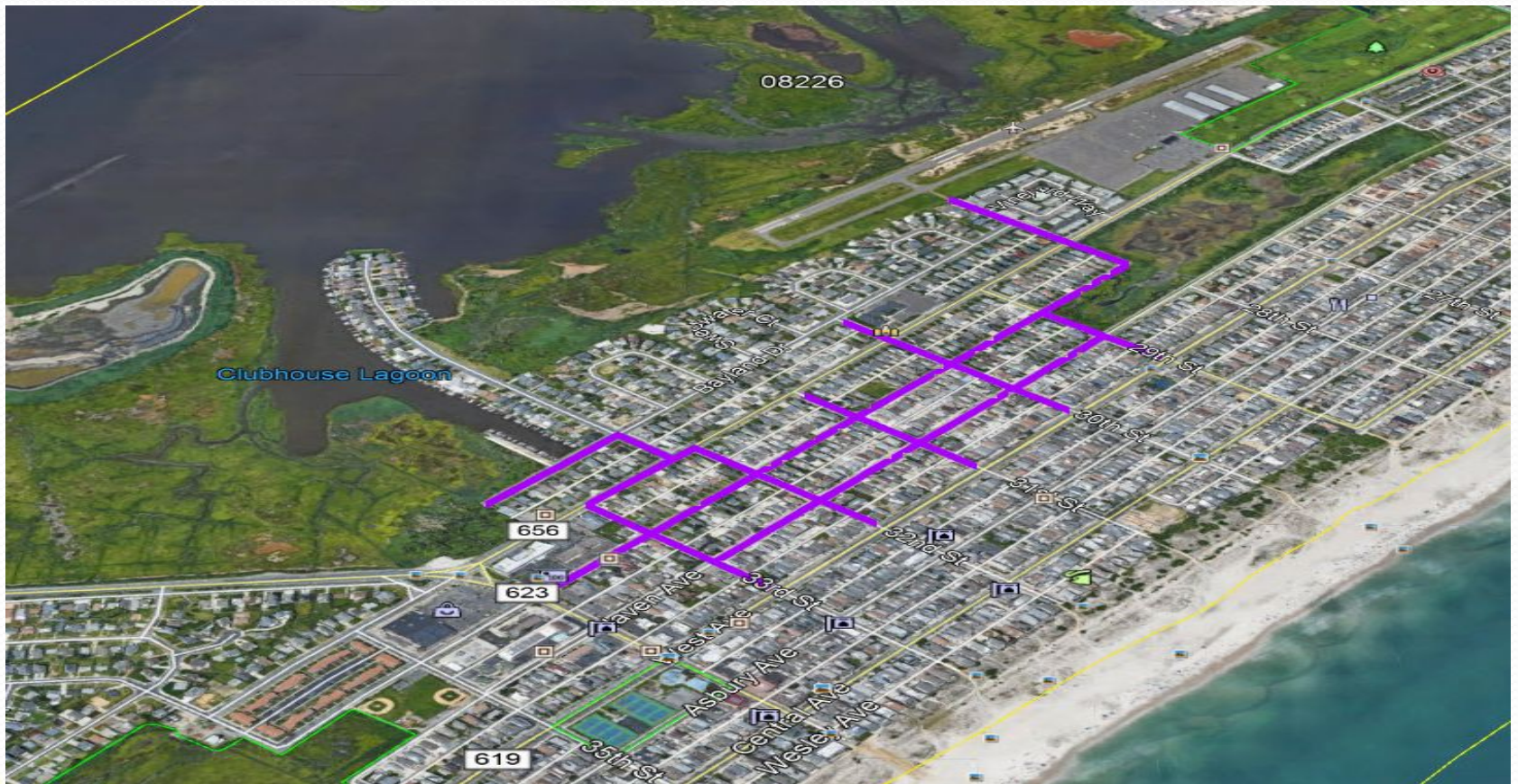






# Projects Funded as of 2018 Awarded & In-Progress

# Pump & Drainage Road Improvement Project Fourth Ward





# Pump & Drainage Road Improvement Project

First & Second Wards

\$4,454,540 NJDOT Grant



# *Continued* - Pump & Drainage Road Improvement Project First & Second Wards



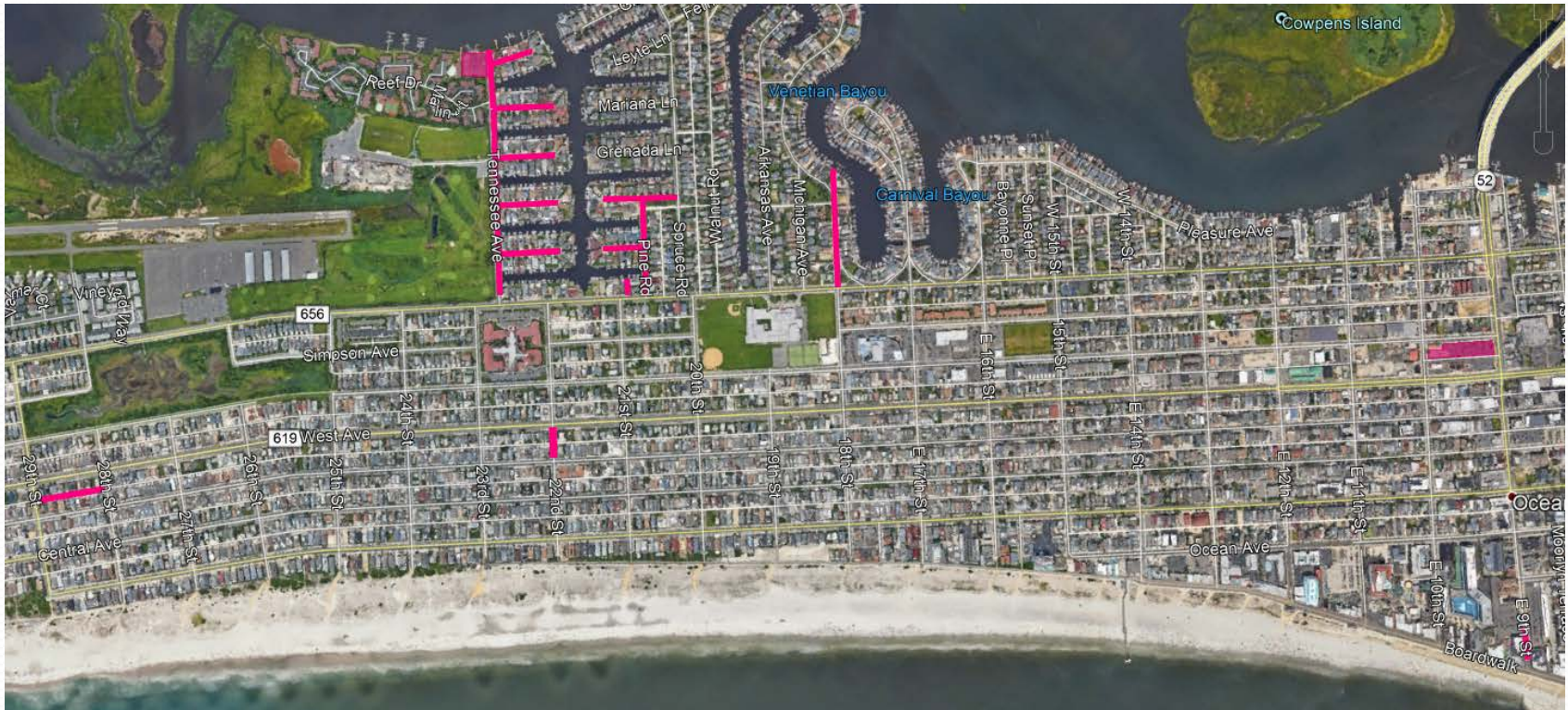


# 2017 Drainage Improvements, Road and Alley Reconstruction - Project 2 First and Second Wards





# 2017 Drainage Improvements, Road and Alley Reconstruction - Project 3 Second and Third Wards






# 2018 Drainage Improvements, Road and Alley Reconstruction - Project 1 Fourth Ward



# Shooting Island Living Shoreline Restoration

\$2,630,000 NFWF Grant






# 2018 Downtown Streetscapes (6<sup>th</sup> St., 7<sup>th</sup> St. and 11<sup>th</sup> St.)





# 2018 Drainage Improvements, Road and Alley Reconstruction - Project 2

## Second Ward





# LED Lighting Initiatives – Citywide


\$25,000






# 2018 Drainage Improvements, Road and Alley Reconstruction - Project 3

## Second Ward





# 2018 Aquatic & Fitness Center Pool Improvements





# Projects Funded in 2018

## Not Yet Awarded



# 2018 Drainage Improvements, Road and Alley Reconstruction - Project 4

Second Ward  
\$190,000 Municipal Aid Grant





# 2018 Drainage Improvements, Road and Alley Reconstruction - Project 5

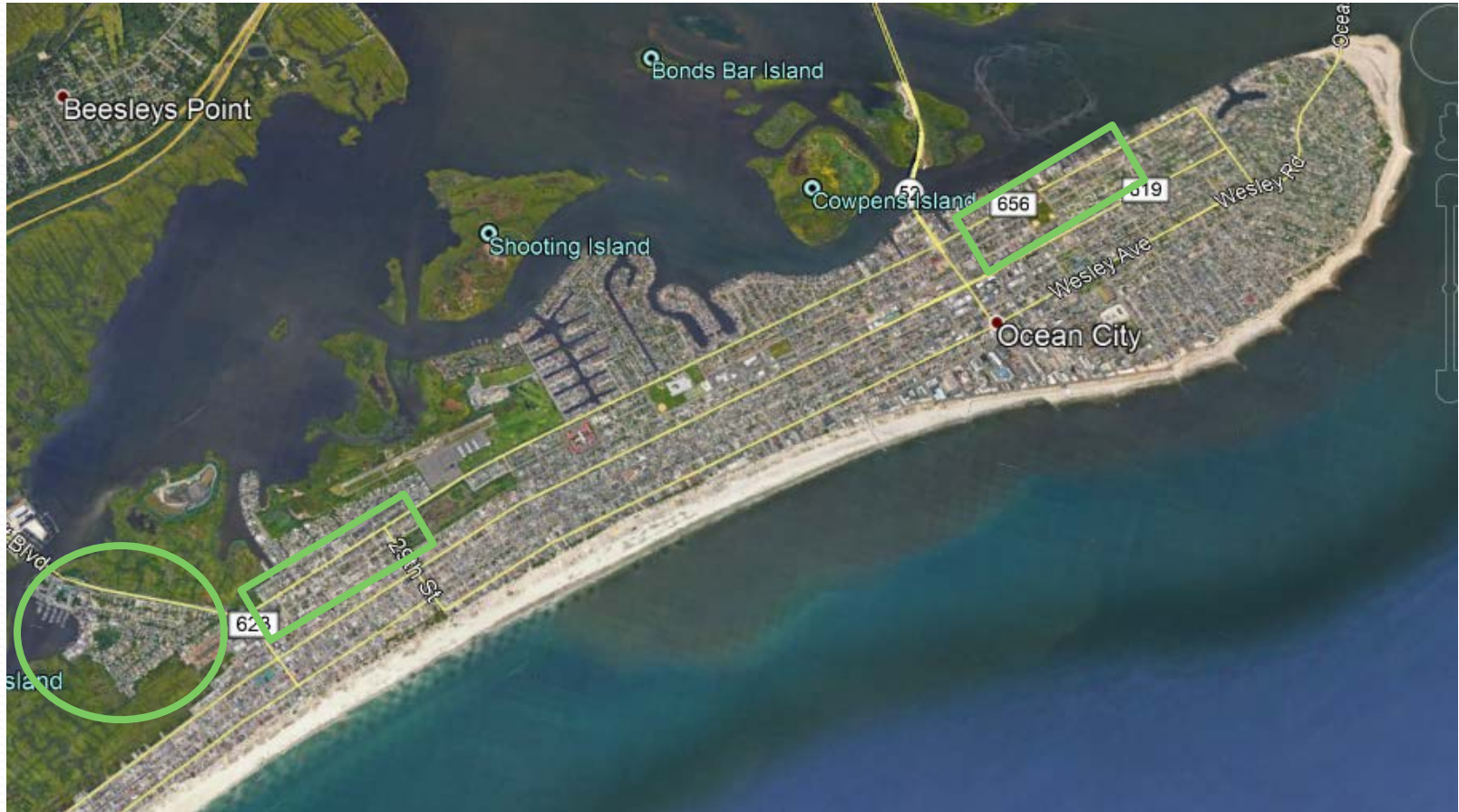
## Fourth Ward





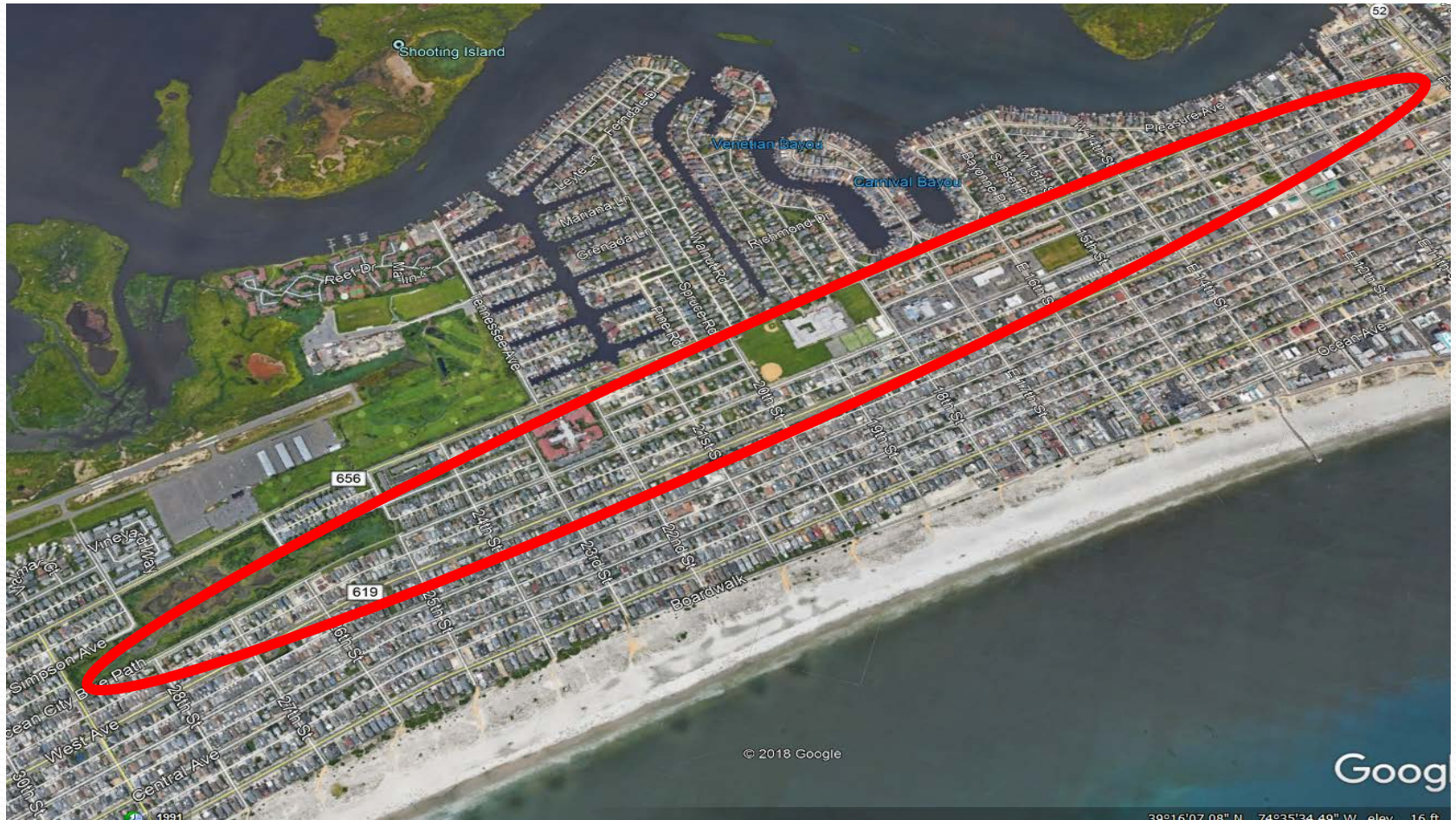
# Major Neighborhood Drainage & Flood Mitigation Projects

# Completed and In-Progress Projects

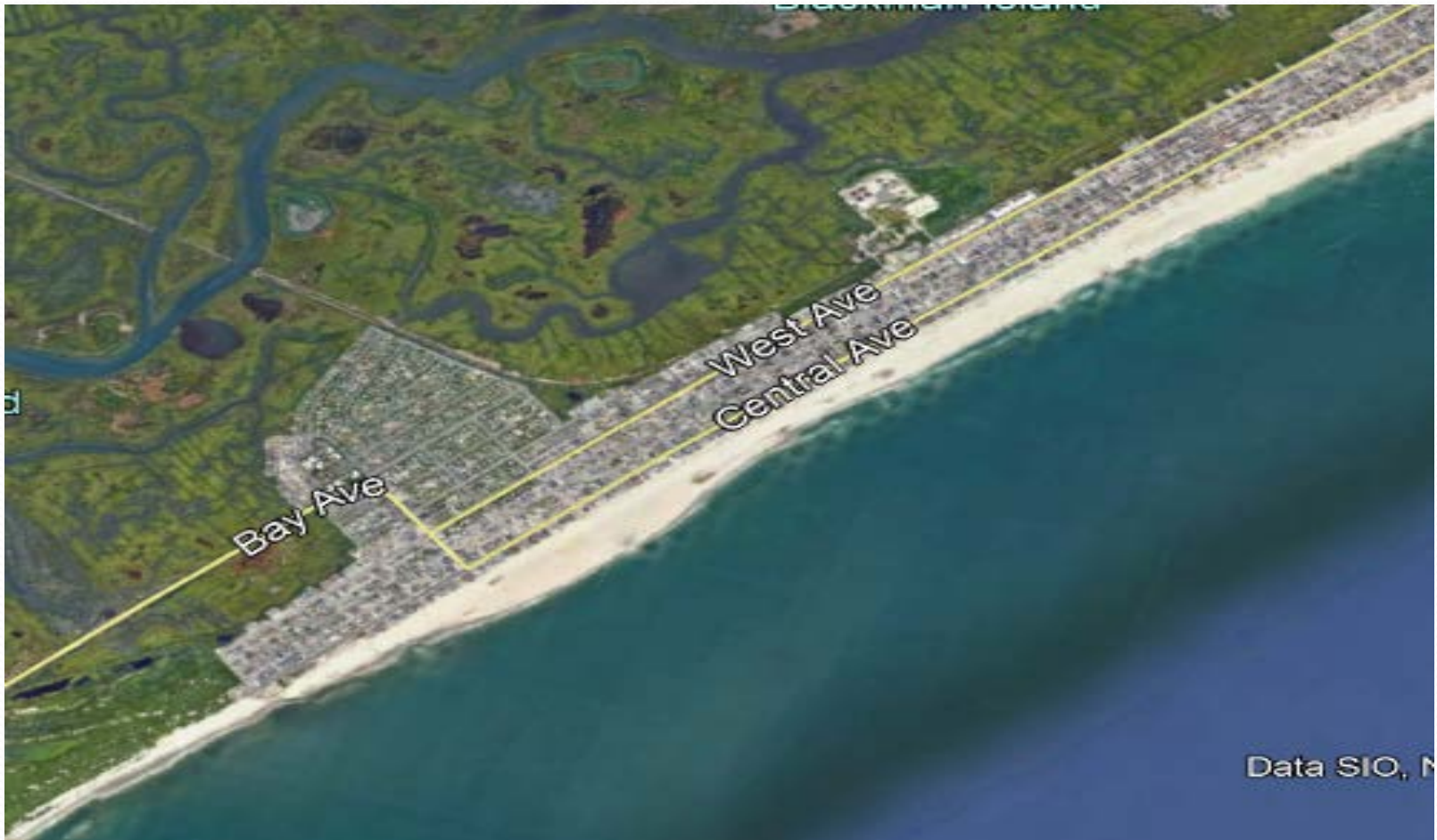




# Possible Future Major Neighborhood Drainage & Flood Mitigation Projects



# Possible Future Major Neighborhood Drainage & Flood Mitigation Projects





# What's Next: 2019 Capital Plan

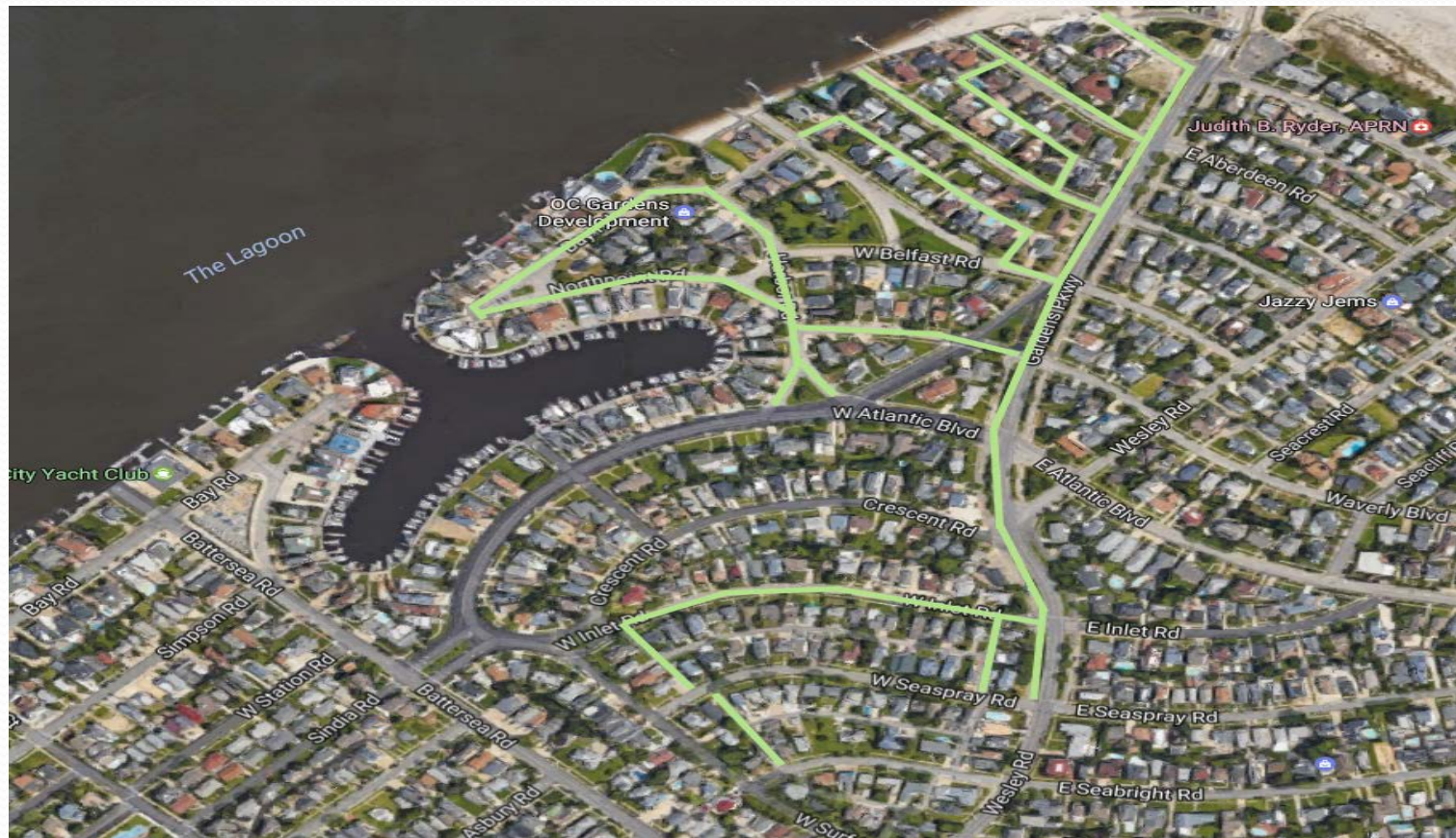


# 2019 Paving and Drainage

2019 - Road Improvement Program	\$6,000,000
<b>Total</b>	<b>\$6,000,000</b>




# 2019 Drainage Improvements, Road and Alley Reconstruction– Project 1 \$1.2 Million – First Ward





# 2019 Drainage Improvements, Road and Alley Reconstruction - Project 2

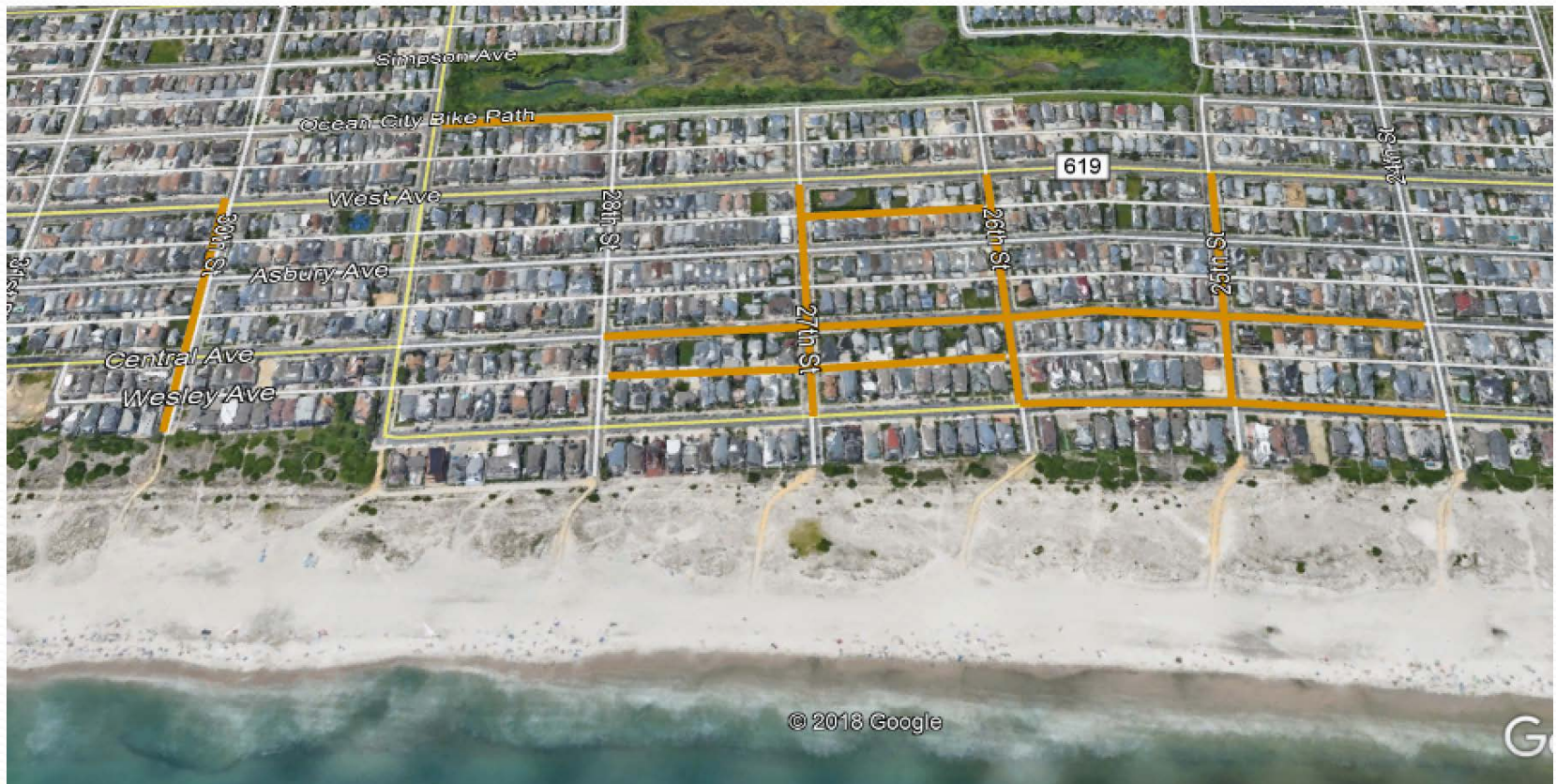
\$1.1 Million - First & Second Ward





# 2019 Drainage Improvements, Road and Alley Reconstruction— Project 3

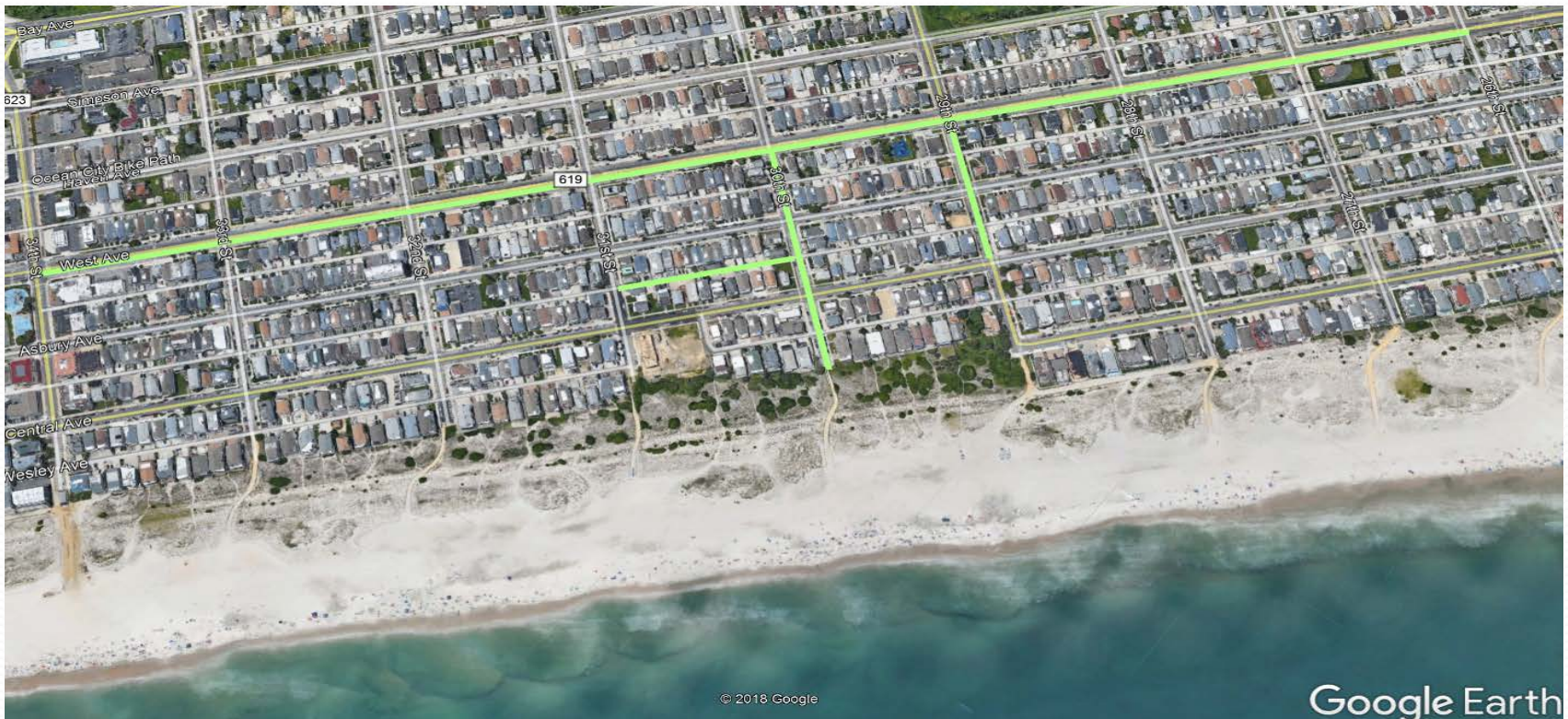
\$2.4 Million – Third and Fourth Ward





# 2019 Drainage Improvements, Road and Alley Reconstruction – Project 4

## \$1.3 Million – Fourth Ward





# 2019 Beach and Bay

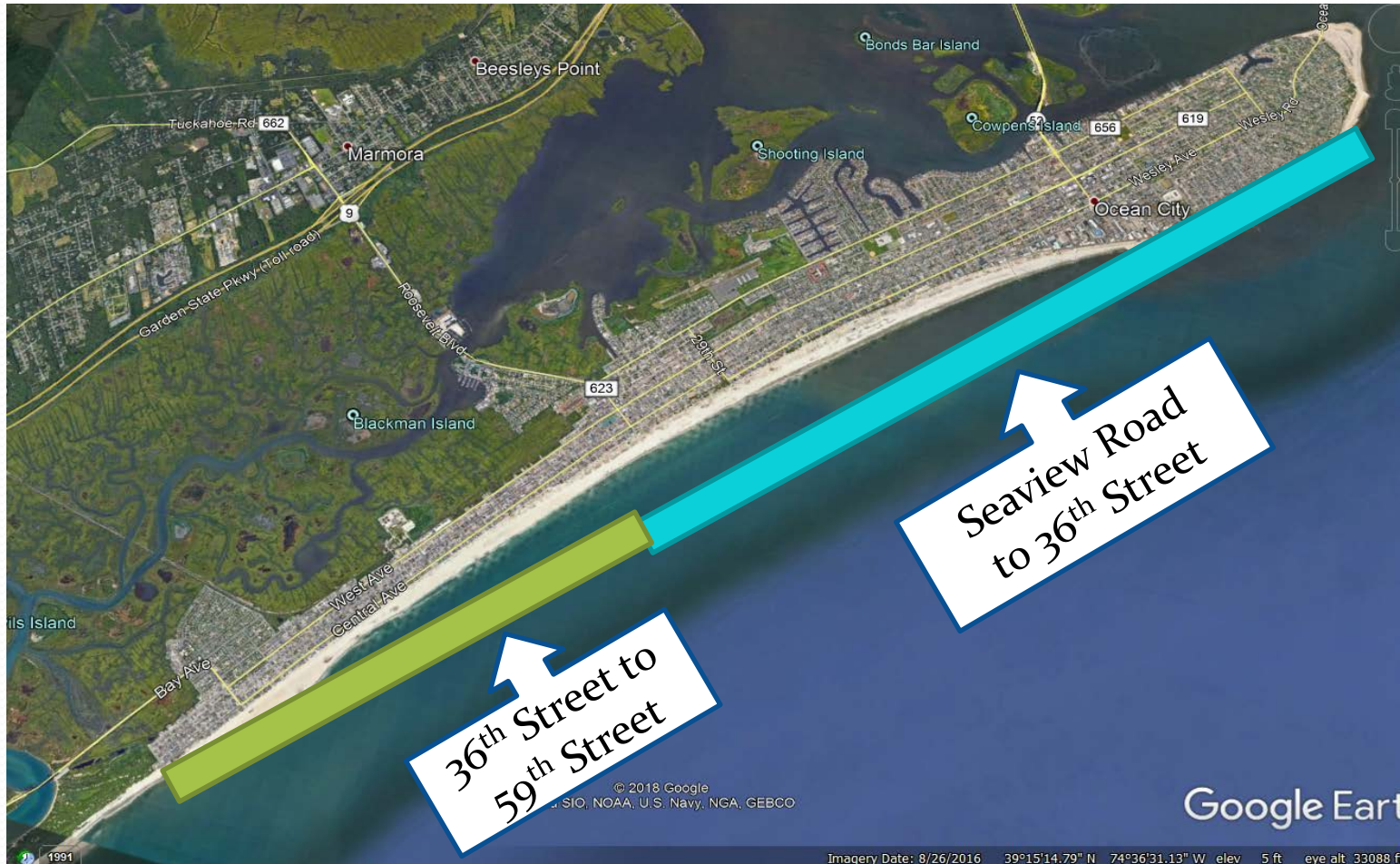
Back Bay Dredging	\$3,000,000
Beach Mats	\$40,000
Beach Fill	\$2,000,000
<b>Total</b>	<b>\$5,040,000</b>

# 2019 Beach and Bay







# 2019 Beach and Bay Beach Refill




# 2019 Beach and Bay





# 2019 Beach and Bay



# 2019 Boardwalk

Isolated Replacements	\$ 75,000
<b>Total</b>	<b>\$ 75,000</b>



# Affordable Housing Plan 2019-2025



# Affordable Housing Bonding Obligation

Category	2019	2020	2021	2022	2023
Speitel Tower	\$3,700,000				
Demolition of Peck's Beach North	\$200,000				
Bayview Manor Rehabilitation, 61 Units	\$2,750,000				
Peck's Beach New Units			\$9,370,000		
<b>Total</b>	<b>\$6,650,000</b>		<b>\$9,370,000</b>		





# Affordable Housing Trust fund Expenditure

Category	2019	2020	2021	2022	2023
Market to Affordable Family Rental, 3 Units	\$350,000				
10 New Units, 5 Duplexes, on City owned property.	\$3,500,000				
<b>Total</b>	<b>\$3,850,000</b>				

# Affordable Housing New Unit Obligation (Speitel Tower)





# Affordable Housing New Unit Obligation



# Affordable Housing Rehabilitation Obligation





# 2019 Public Buildings & Properties

Music Pier	\$2,125,000	City Hall	\$365,000
Civic Center	\$2,200,000	Bayside Center	\$65,000
Community Center	\$950,000	U.S. Life Saving Station No. 30	\$200,000
Library	\$1,300,000	Multiuse Transportation Center (Design)	\$80,000



# 2019 Public Buildings & Properties

## Music Pier

\$2,125,000



HVAC & Boiler	\$1,200,000
Roof	\$400,000
Sound System	\$325,000
Renovation Design	\$200,000



# 2019 Public Buildings & Properties

## Civic Center

\$2,200,000



# 2019 Public Buildings & Properties

## *Continued* - Civic Center





# 2019 Public Buildings & Properties Community Center

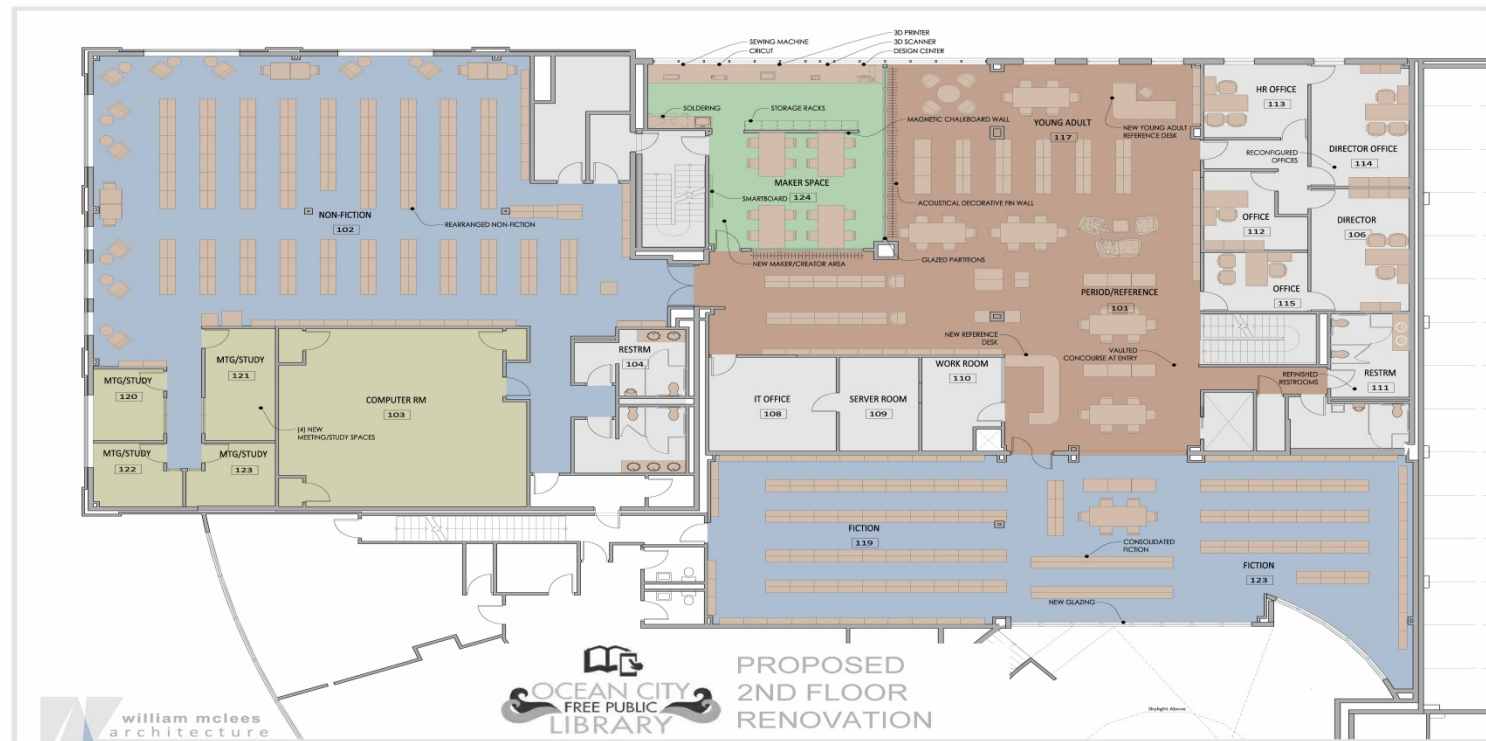
\$950,000



# 2019 Public Buildings & Properties

## Library

\$1,300,000





# 2019 Public Buildings & Properties

## City Hall

\$365,000



Photo: @iloveocnj



# 2019 Public Buildings & Properties

## Bayside Center

\$65,000





# 2019 Public Buildings & Properties

## U.S. Life Saving Station No. 30 - Phase 4

\$200,000



# 2019 Public Buildings & Properties

## Multiuse Transportation Center

\$80,000 (Design Costs)





# 2019 Public Buildings & Properties

## Miscellaneous

\$1,000,000

New Fuel Farm	\$400,000
Salt Storage	\$250,000
Public Restroom Upgrades	\$300,000
City Wide LED Lighting	\$25,000
General	\$325,000
<b>Miscellaneous Sub Total</b>	<b>\$1,300,000</b>
<b>Public Building Category Total</b>	<b>\$8,585,000</b>

# 2019 Public Areas – Recreational Facilities

Repaint 6 Shuffleboard Courts	\$15,000
Grimes Field Improvements	\$200,000
Playground Equipment	\$30,000
Fountains & Foot Baths	\$10,000
34 <sup>th</sup> Street Tennis Court Repair	\$25,000
6 <sup>th</sup> St Tennis Court Replace LED Lighting	\$50,000
Portable Bleachers	\$15,000



## *Continued* - 2019 Public Areas – Recreational Facilities

Citywide Landscaping	\$150,000
Earth Planters (self-watering flower pots)	\$20,000
Rubber Mulch (downtown tree boxes)	\$150,000
Fence	\$150,000
Irrigation	\$25,000
Land Acquisition (Open Space)	\$4,000,000
General Property Improvements	\$300,000
<b>Total</b>	<b>\$5,140,000</b>

# 2019 Large Equipment and Trucks

Police Dept. - SUV Replacement	\$50,000
Public Works - Front End Wheel Loader	\$200,000
Public Works - Vehicle Rehab (and storm trucks)	\$50,000
<b>Total</b>	<b>\$300,000</b>



# 2019 Departmental Equipment

Music Pier - Stage risers, portable staging and technical equipment, tables and chairs (For Special Events) and chair racks	\$18,000
Fire Dept. – Replacement of Cascade System	\$90,000
Fire Dept. - New Equipment - General Misc. (hoses and safety equipment)	\$60,000
Fire Dept. – Replacement Gear/Air Packs	\$50,000
Fire Dept./ EMS – New Equipment	\$65,000
Fire Dept. - Jet ski/trailer/Beach Patrol 1 Personal Water Craft (with sled and trailer) One is for FD and one for BP	\$17,500
Police Dept. - New Equipment	\$50,000
Police Dept. – Body Cameras	\$25,000
Police Dept. – Message Board	\$20,000



## *Continued* - 2019 Departmental Equipment

Police Dept. – New 911 System	\$200,000
Beach Patrol - Polaris - 4 x 4 without emergency transport bed	\$32,000
Beach Patrol - Misc. Equipment (Oars/Safety Gear/Tools/Rescue Boards)	\$19,000
Community Services (Aquatic & Fitness Center & Recreation- Replacement Equipment)	\$25,000
Maintenance Forklift	\$45,000
Towable Portable Air Compressor	\$25,000
Sports Field Grooming Machine	\$35,000
Lawn Mowers (2) – Grounds	\$20,000
General / Departmental Equipment	\$100,000
<b>Total</b>	<b>\$896,500</b>





# 2019 Communications

Portable Radios	\$12,500
Replacement VOiP	\$28,400
Extend WWAN	\$12,000
Communication Upgrades	\$55,000
Replacement UPS POC	\$37,500

## *Continued* - 2019 Communications

Citywide Workstation	\$10,000
Citywide Applications	\$14,300
Police Dept. – Replace Modems	\$23,400
<b>Total</b>	<b>\$193,100</b>



# 2019 Intermodal, Transportation & Parking

Signage - Citywide	\$145,000
Historic District Improvements	\$150,000
EV Charging Stations	\$50,000
<b>Total</b>	<b>\$345,000</b>

# Capital Plan 2020 to 2023



# Paving and Drainage

## 2020- 2023

Category	2020	2021	2022	2023
Paving and Drainage Improvements by Ratings	\$4,000,000	\$5,000,000	\$5,000,000	\$5,000,000
Total	\$4,000,000	\$5,000,000	\$5,000,000	\$5,000,000

# 2020 Drainage Improvements, Road and Alley Reconstruction– Project 1

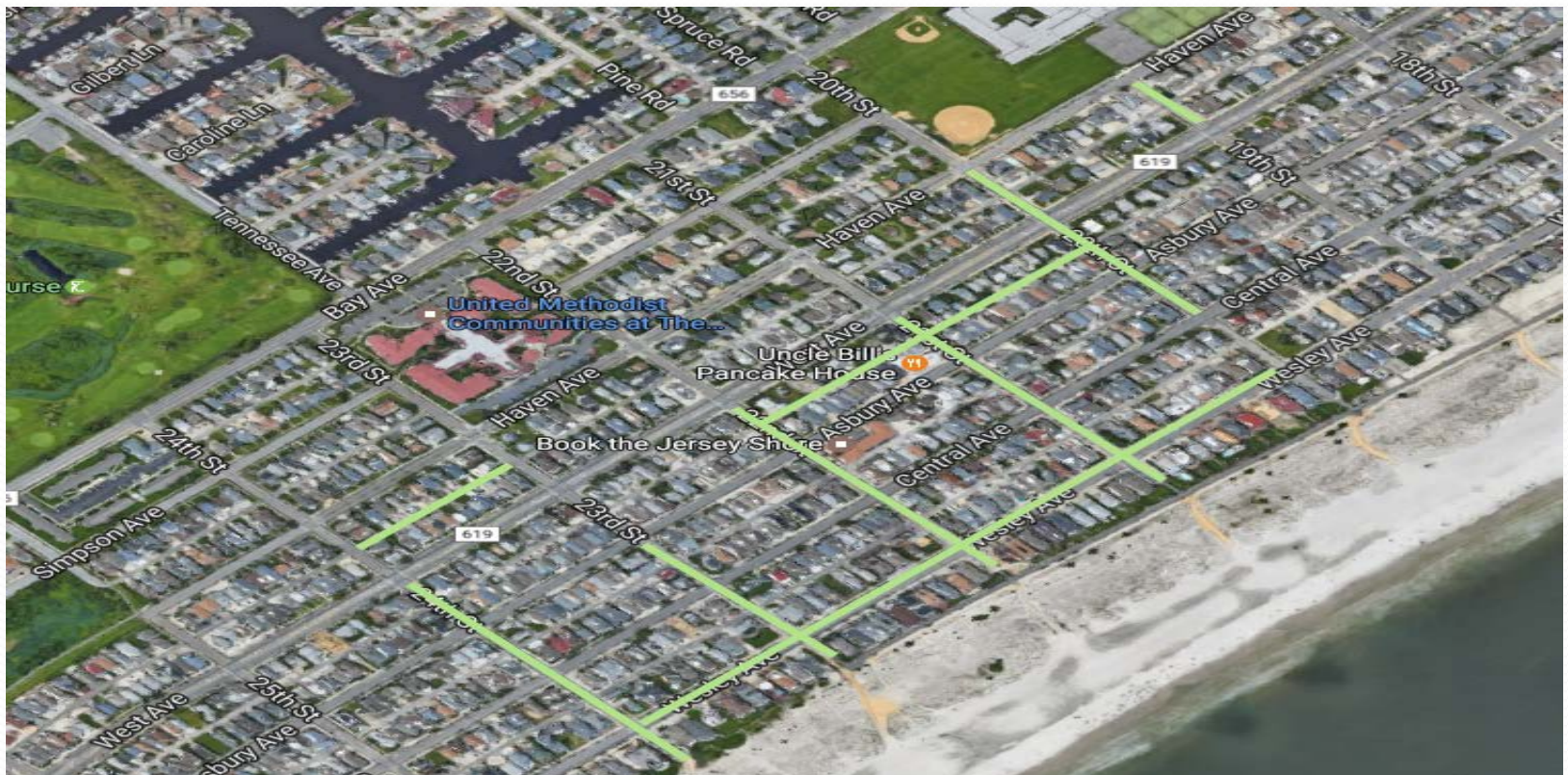
\$1.5 Million – First Ward





# 2020 Drainage Improvements, Road and Alley Reconstruction – Project 2


\$1.25 Million – Third Ward





# 2020 Drainage Improvements, Road and Alley Reconstruction – Project 3


\$1.25 Million – Fourth Ward





# 2021 Drainage Improvements, Road and Alley Reconstruction – Project 1

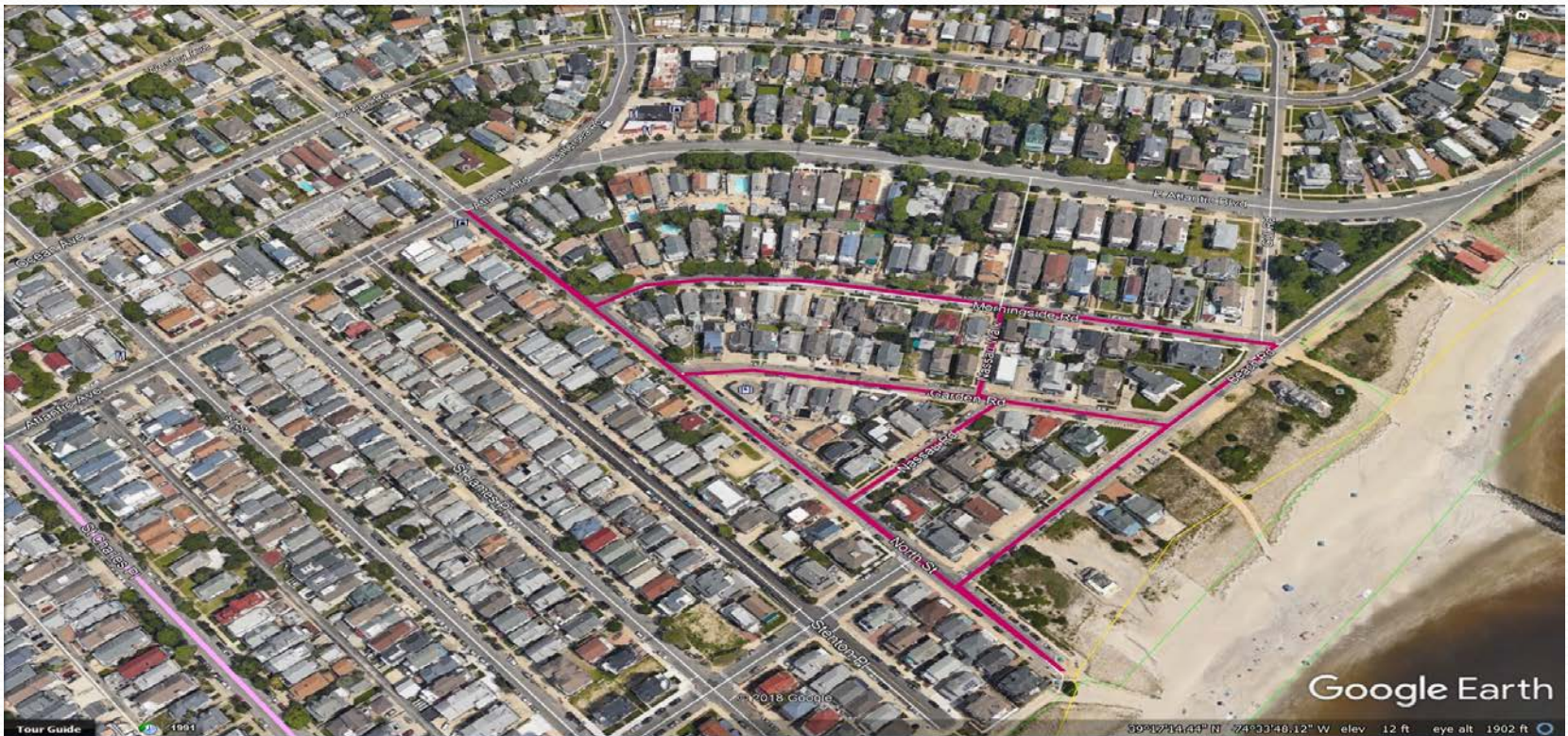
## \$1 Million – Fourth Ward





# 2021 Drainage Improvements, Road and Alley Reconstruction – Project 2

## \$1 Million – First Ward





# 2021 Drainage Improvements, Road and Alley Reconstruction – Project 3

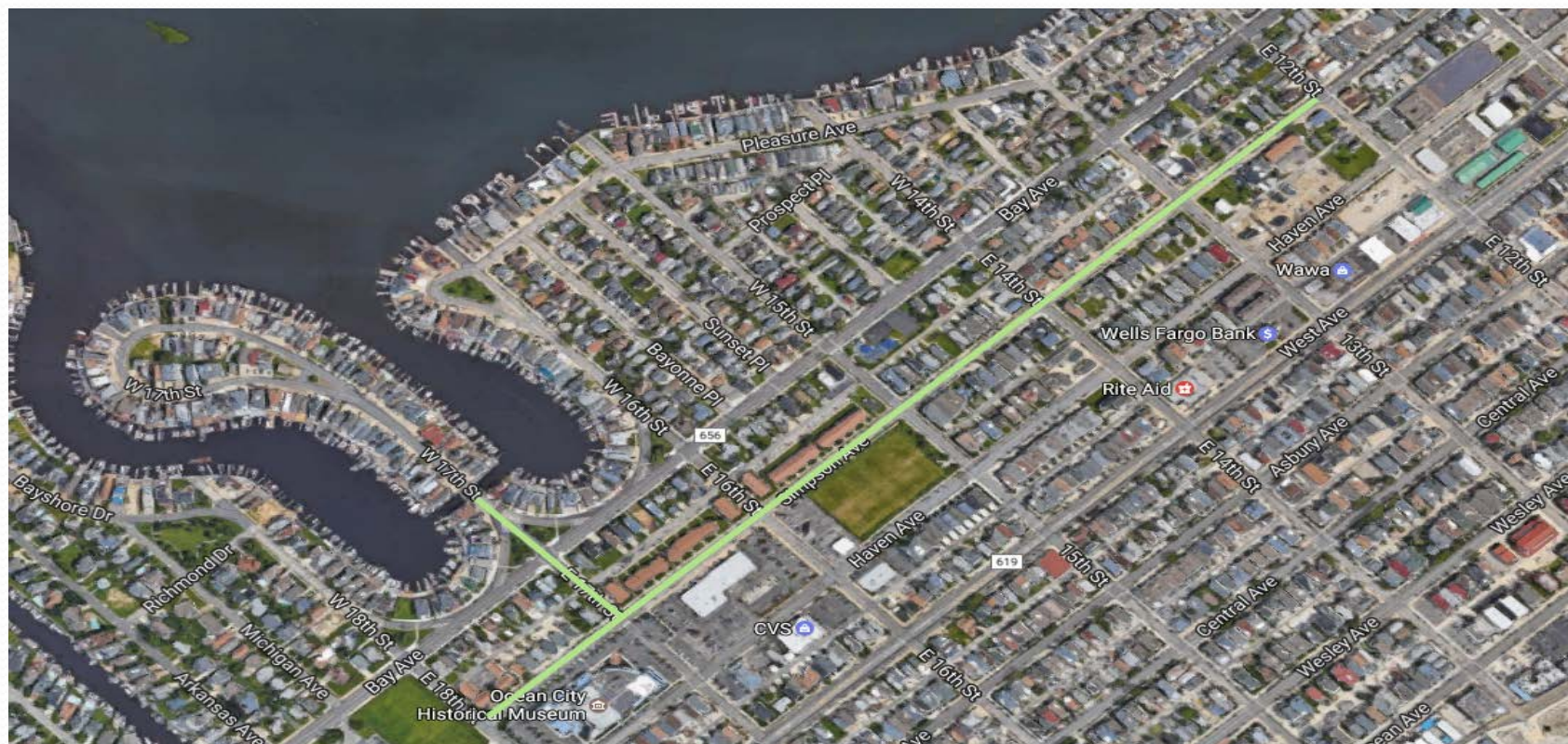
## \$1.5 Million – First & Second Wards





# 2021 Drainage Improvements, Road and Alley Reconstruction – Project 4

\$1.5 Million - Third Ward



# Beach and Bay

## 2020- 2023

Category	2020	2021	2022	2023
Dredging	\$1,000,000	\$1,000,000	\$1,000,000	\$1,000,000
ADA Beach Paths (Materials – I5, fence, fill)	\$35,000	\$35,000	\$35,000	\$35,000
Dune Fence	\$35,000	\$35,000	\$35,000	\$35,000
Beach Mats	\$40,000	\$40,000	\$40,000	\$40,000
Beach Fill	-	-	\$2,000,000	-
<b>Total</b>	<b>\$1,110,000</b>	<b>\$1,110,000</b>	<b>\$3,110,000</b>	<b>\$1,110,000</b>





# Boardwalk

## 2020- 2023

Category	2020	2021	2022	2023
Isolated Replacements	\$75,000	\$75,000	\$75,000	\$75,000
<b>Total</b>	<b>\$75,000</b>	<b>\$75,000</b>	<b>\$75,000</b>	<b>\$75,000</b>



# Public Buildings & Properties

## 2020- 2023

Category	2020	2021	2022	2023
Public Safety Building	\$17,500,000			
Music Pier – Gibson Report Priorities	\$500,000			
Music Pier – Master Project		\$2,500,000		
Community Center – Generator	\$100,000			
Community Center - Pool Dehumidifier	\$500,000			
City Hall - HVAC	\$150,000			
Fire HQ – Turnout Gear Storage		\$500,000		
Fire HQ – Family Restrooms	\$250,000			
Multiuse Transportation Center	\$2,300,000			





# *Continued* - Public Buildings & Properties

## Miscellaneous

### 2020- 2023

Category	2020	2021	2022	2023
DPW Dust System Replacement	\$22,000			
City Wide LED Lighting	\$25,000	\$25,000	\$25,000	\$25,000
General	\$325,000	\$325,000	\$325,000	\$325,000
<b>Miscellaneous Subtotal</b>	<b>\$47,000</b>	<b>\$25,000</b>	<b>\$25,000</b>	<b>\$25,000</b>
<b>Public Building Category Total</b>	<b>\$21,672,000</b>	<b>\$3,850,000</b>	<b>\$350,000</b>	<b>\$350,000</b>

# Public Areas – Recreational Facilities

## 2020- 2023

Category	2020	2021	2022	2023
Carey Field Improvements	\$150,000			
52 <sup>nd</sup> Street Playground	\$150,000			
Grimes Field		\$500,000		
Playground Equipment			\$30,000	\$30,000
Fountains and Foot Baths	\$10,000	\$10,000	\$10,000	\$10,000
Golf Course Pole Barn Style Building	\$75,000			
Bleachers	\$15,000		\$15,000	





# *Continued* - Public Areas – Recreational Facilities

## 2020- 2023

Category	2020	2021	2022	2023
Citywide Landscaping	\$150,000	\$125,000	\$125,000	\$125,000
Downtown Streetscaping	\$500,000			
Earth Planters (self watering flower pots)	\$10,000		\$10,000	\$10,000
Fences	\$75,000	\$75,000	\$75,000	\$75,000
Irrigation	\$25,000	\$25,000	\$25,000	\$25,000
Land Acquisition (Open Space)	\$1,000,000	\$1,000,000	\$1,000,000	\$1,000,000
General Property Improvements	\$300,000	\$300,000	\$300,000	\$300,000
<b>Total</b>	<b>\$2,460,000</b>	<b>\$2,035,000</b>	<b>\$1,590,000</b>	<b>\$1,575,000</b>



# Large Equipment and Trucks

## 2020- 2023

Category	2020	2021	2022	2023
Fire Dept. - Replacement SUV	\$75,000	-	-	\$75,000
Fire Dept. - Chassis Refurb - Heavy Rescue Truck	-	\$250,000	-	-
Fire Dept. - Combo Style - Fire Engine/Rescue Vehicle	\$750,000	-	-	-
Fire Dept. – 4x4 Pick-up	-	\$60,000	-	-
BP - 4 x 4 Crew Cab Stake Body Beach Truck	-	\$40,000	-	-
BP - Pick-up Truck with Accessories	\$50,000	-	-	-
Police Dept. - SUV	-	\$50,000	-	\$50,000
Beach Tractor including Surf Rake	-	\$80,000	-	-



## *Continued* - Large Equipment and Trucks 2020- 2023

<b>Category</b>	<b>2020</b>	<b>2021</b>	<b>2022</b>	<b>2023</b>
Heavy Duty Dump Truck with Accessories	\$220,000	-	\$220,000	-
F-250 Pickup with plow	-	-	\$40,000	\$40,000
Load N Pack	\$180,000	-	-	-
Wheel Loader	-	-	\$200,000	\$200,000
Transportation/Airport - Maintenance Cargo Van Replacement	\$35,000	-	-	-
4x4 Backhoe	\$110,000	-	-	-
Street Sweeper	-	\$220,000	-	-
Vehicle Rehab/Storm Truck	\$35,000	\$50,000	\$35,000	\$35,000
<b>Total</b>	<b>\$1,455,000</b>	<b>\$750,000</b>	<b>\$495,000</b>	<b>\$400,000</b>

# Departmental Equipment

## 2020- 2023

Category	2020	2021	2022	2023
Music Pier - Stage risers, portable staging and technical equipment, tables and chairs (For Special Events) and chair racks	\$18,000	\$18,000	\$18,000	\$18,000
Fire Dept. - New Equipment - General Misc. (hoses and safety equipment)	\$85,000	\$70,000	\$70,000	\$70,000
Fire Dept. - Replacement Gear/Air Packs	\$150,000	-	-	-
Fire Dept./EMS – New Equipment	\$35,000	\$35,000	\$35,000	\$35,000
Fire Dept. - Jet ski/trailer/Beach Patrol - Personal Water Craft (with sled and trailer)	\$17,500	\$18,500	-	-

## *Continued* - Departmental Equipment 2020- 2023

Category	2020	2021	2022	2023
Police Dept. - New Equipment	\$52,500	\$52,500	\$52,500	\$52,500
Police Dept. – Body Camera	\$25,000	\$25,000	\$25,000	\$25,000
Beach Patrol - ATV (Polaris Quad 4x4)	\$10,500	\$11,000	\$11,000	\$11,000
Beach Patrol - Polaris - 4 x 4 with and without emergency transport bed	\$20,000	\$16,500	\$16,500	\$16,500
Beach Patrol - Misc. Equipment (Oars/Safety Gear/Tools/Rescue Boards)	\$14,000	\$20,000	\$22,000	\$22,000
Community Services (Aquatic & Fitness Center & Recreation- New Equipment)	\$25,000	\$25,000	\$25,000	\$25,000
General / Departmental Equipment	\$100,000	\$100,000	\$100,000	\$100,000
<b>Total</b>	<b>\$552,500</b>	<b>\$391,500</b>	<b>\$375,000</b>	<b>\$375,000</b>





# Communications

## 2020- 2023

Category	2020	2021	2022	2023
Communications Upgrades	\$55,000	\$55,000	\$55,000	\$55,000
General Communications/IT Equipment (Citywide)	\$75,000	\$75,000	\$75,000	-
<b>Total</b>	<b>\$130,000</b>	<b>\$130,000</b>	<b>\$130,000</b>	<b>\$55,000</b>

# Intermodal, Transportation & Parking 2020- 2023

Category	2020	2021	2022	2023
Signage - Citywide	\$132,000	\$132,000	\$135,000	\$135,000
Parking Meter and Parking Lot Improvements	\$40,000	-	-	-
EV Stations Installation and Chargers for City Vehicles and Public Use	\$50,000	\$50,000	\$50,000	\$50,000
<b>Total</b>	<b>\$222,000</b>	<b>\$182,000</b>	<b>\$185,000</b>	<b>\$185,000</b>

# Capital-Grants Completed in 2018

Grant Programs	Project	Agency - Funding Program	Grant Notice	Award
Cape May County Open Space Grant - City Hall Stabilization	This grant will help to stabilize City Hall's exterior, including brick repointing and steps	Cape May County Open Space Board	Completed	Sponsor Share: \$200,000 grant City Share: \$200,000
New Jersey Department of Transportation (NJDOT) - Municipal Aid Program	14th to 16th Streets	NJDOT	Completed	\$175,000.00
Sustainable Jersey Small Grant Program	This grant to purchase electric vehicle and portion of a charging station	Sustainable Jersey	Completed	\$30,000.00
New Jersey Historic Trust (NJHT) - Sandy Disaster Relief Grant – Life Saving Station	This grant will help restore the exterior to the Life Saving Station	NJHT	Completed	\$143,031.00
Cape May County Open Space Grant - Land Acquisition	This grant will help to acquire the 19 West 9th Street property	Cape May County Open Space Board	Completed	\$475,000.00
Cape May County Open Space Grant - Land Acquisition	1-7 West 9 <sup>th</sup> Street, aka the Getty Station	Cape May County Open Space Board	Completed	\$650,000



# Capital-Grants

## Active in 2018-2019

Grant Programs	Project Title	Funding Agency	Grant Notice	Award Amount
NJDOT – Office of Maritime Resources	#184 Carnival Bayou, #185 Venetian Bayou, and #186 Ocean City Lagoon	NJDOT	Awarded 8/23/2018 <b>Total: 6,848,051.57</b>	Sponsor Share: \$4,454,540.24 City Share: \$2,393,511.33
Hazard Mitigation Grant Program (HMGP)	Ocean City North End Pump Station Project (1st to 8th Streets)	FEMA	Awarded Grant 1/24/2012 <b>Total: \$8,739,021</b>	Sponsor Share: \$4,984,384 City Share: \$3,756,993
National Fish and Wildlife Foundation (NFWF) – Hurricane Sandy Coastal Resiliency Competitive Grants	"Restoring Over One Hundred Wetland Acres in Great Egg Harbor Bay "  150 acres of wetlands restoration (Potential for a resiliency berm)	NFWF	Awarded Grant <i>Extension Requested to May 31, 2019</i> <b>Total: \$2,630,000</b>  <i>NOTE: Somers Point Portion Sponsor Share \$550,000; Somers Point \$259,568.25</i>	Ocean City Portion: Sponsor: \$2,080,000 City Share: \$1,017,206.25

# Capital-Grants

## Active in 2018-2019

### (continued)

Grant Programs	Project Title	Sponsor	Grant Award	Award Amount
Community Development Block Grant (CDBG)	Renovation of the Bayside Center exterior: roof, siding, and rear deck; and interior: first floor bathroom, second floor renovations, and kitchenette	US Department of Housing and Urban Development (HUD)	Awarded Grant 9/1/2018-8/31/2019 <b>Total: \$290,000</b>	2018-2019: \$232,000 Construction \$58,000 Admin.
Airport Improvement Program	Fuel Farm grant	NJDOT	Awarded 5/26/2018 <b>Total: \$329,574.33</b>	Sponsor Share: \$285,898.80 City share: \$43,675.53
2018 Municipal Aid Grant	2018-MA-CMC-Ocean City – 12 <sup>th</sup> Street	NJDOT	Awarded April 11, 2018 <b>Total \$190,000</b>	Sponsor Share: \$190,000
Garden State Historic Preservation Trust Fund - Capital Preservation Grant	This grant restored Phase 1 of the Life Saving Station Plaque is final task.	NJHT	<b>Extension to: 5/31/2019</b>	Sponsor Share: \$750,000 City Share: \$750,000
FAA Airport Lighting Obstruction	Design phase of the Project	FAA	Award 10/15/2018 <b>Total: \$79,591</b>	Sponsor Share: \$71,631 City Share: \$7,960

# Capital-Grant Proposals Submitted in 2018

Grant Programs	Project Title	Sponsor	Grant Notice	Project Cost
2019 NJDOT Municipal Aid	MA019: West Ave between 26 <sup>th</sup> and 32nd	NJDOT	Application submitted 10/1/2018	\$1,1600,000
AFG-FY18 2018 Fireman's Grant	Air Compressor System	AFH	Application Submitted 10/26/2018	\$45,000



# 2019 Debt Service

Bond Principal	\$10,515,000
Bond Interest	\$1,642,312.50
Interest on Notes (BAN's)	\$2,808,812.58
Green Acres Trust Program	<u>\$38,709.04</u>
TOTAL DEBT SERVICE	\$15,004,834



# Total Debt Service Annually

Year	Debt Service	% Increase
2013	\$9,629,598	15.7%
2014	\$9,871,323	2.5%
2015	\$10,549,309	6.9%
2016	\$10,660,459	1.1%
2017	\$12,422,872	16.5%
2018	\$13,432,408	8.1%
2019	\$15,004,834	11.7%
AVERAGE =		8.9%



# Capital Improvement Fund

2018 Budget	\$1,865,000
<u>2019 Budget</u>	<u>\$ 800,000</u>
Change	\$-1,065,000

(The Capital Improvement Fund provides the Statutorily required 5% down payment on all Bond Ordinances- this plan calls for about \$33 mil in improvements to be financed in 2019)



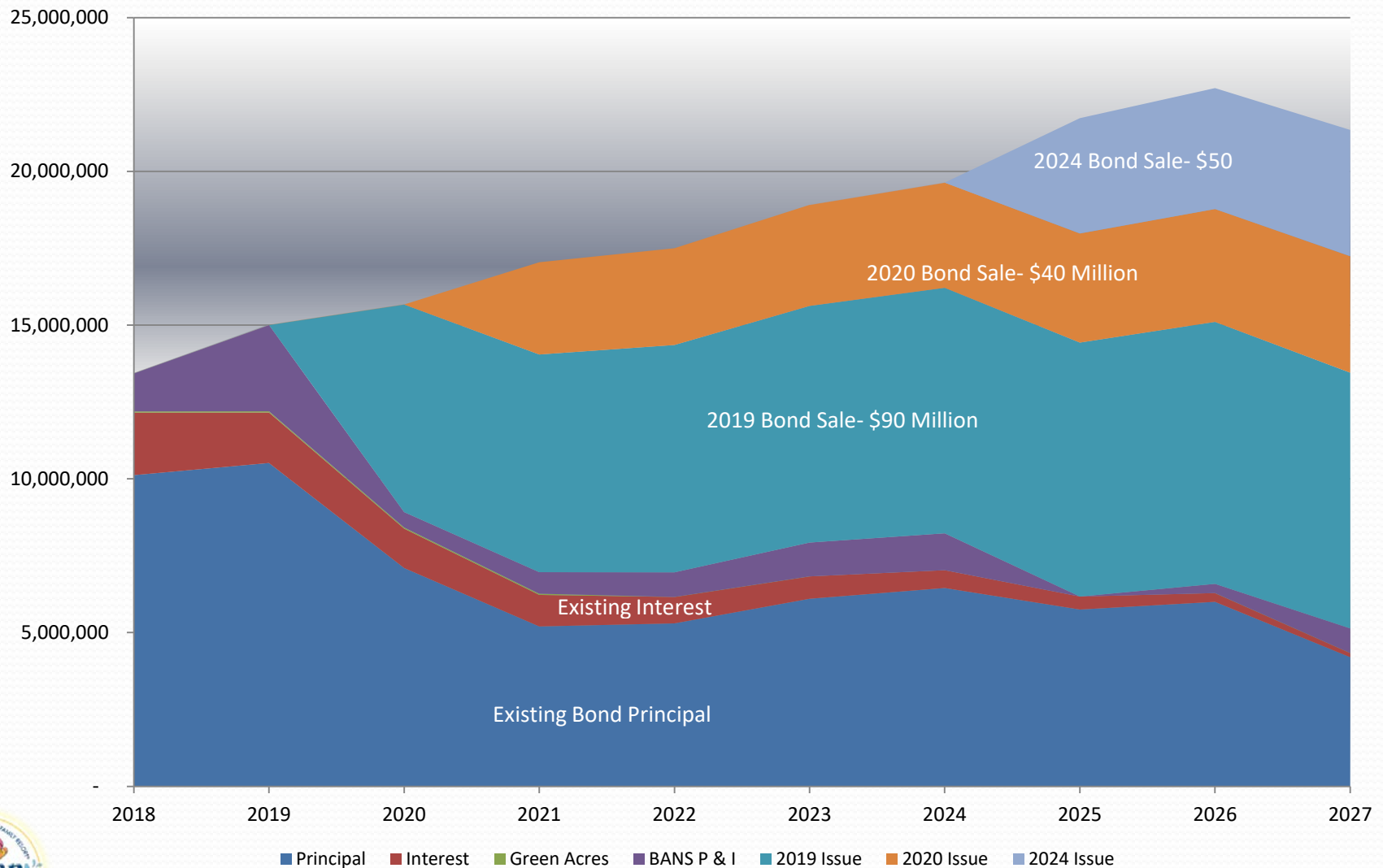
# Debt Service for 2019-2023

Existing Unfunded Debt (Capital Plans from 2015-2018)	\$80,000,000
<u>Proposed 5 Year Plan</u>	<u>\$100,000,000</u>
TOTAL	\$180,000,000

(All of which to be bonded over 3 sales planned for 2019, 2020 & 2024)



# Ocean City - Debt Service Requirements



# Presentation Posted Online At:

<http://www.ocnj.us/projects/>